

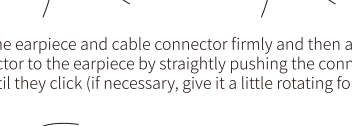
About FiiO

FiiO is a high-tech enterprise focusing on researching and developing portable music products, with current mainstay products being Hi-Res music players, portable headphone amplifier & DAC and headphones/earphones.

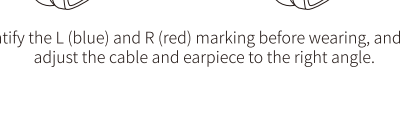
FiiO is specialized in self research and development, and sells FiiO-branded products through sales agents worldwide. By virtue of high quality products and great customer service, FiiO enjoys high reputation in the industry and has received countless well-known awards.

FiiO is committed to its brand proposition "Born for Music" and ceaselessly pursues perfection in product design and manufacturing, to supply users with the best audio products at the best prices.

Wearing Instructions



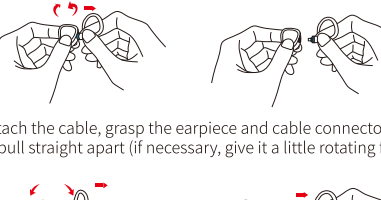
Before getting started, please make sure the L and R marking on the earpiece is consistent with that on the cable (Blue on the L side and Red on the R side).



Grasp the earpiece and cable connector firmly and then attach the connector to the earpiece by straightly pushing the connector in until they click (if necessary, give it a little rotating force).



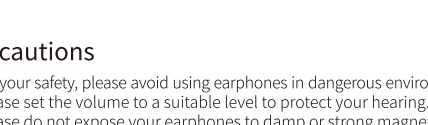
Identify the L (blue) and R (red) marking before wearing, and then adjust the cable and earpiece to the right angle.



Loop the cable around the top of your ear and then insert the earpiece into the ear, maintaining the correct angle for a secure and comfortable fit.



To detach the cable, grasp the earpiece and cable connector firmly and pull straight apart (if necessary, give it a little rotating force).



Please DO NOT insert or detach the cable with a tilted angle, it may damage the MMCX connector components.

Please DO NOT pull the wire to avoid fracture.

* If you find it difficult to pull the MMCX connector out of the earpiece, please DO NOT pull them apart by violent force; if necessary, please reach out to our customer service.

Precautions

1. For your safety, please avoid using earphones in dangerous environments.
2. Please set the volume to a suitable level to protect your hearing.
3. Please do not expose your earphones to damp or strong magnetic environment for a long time.
4. If the unit is to be left unused for a long time, please unplug your earphones from the playing device.
5. Do not disassemble the earphones on your own.

Warranty Terms and Conditions

1 FiiO provides one-month direct replacement guarantee and one year of free maintenance for product against defectives in material and workmanship under proper operation. (You may be asked to provide proof of purchase for after-sales service, so keep your purchase invoice / receipt in safe place.)

Note: The warranty service is applied to authentic product brought from FiiO authorized sales agents with valid security code.

2 The warranty is null and void under the following circumstances:
 - Defects or damage caused by improper operations such as vibrating, bumping, falling to the ground, buckling, excessive pulling, etc.
 - Defects or damage caused by disassembly of the product by user or unauthorized repair personnel.
 - Defects or damage caused by natural disaster.
 - Unable to provide proof of purchase, such as purchase invoice / receipt from FiiO authorized dealers.

Note: Man-made damage is determined by the judge of FiiO's maintenance personnel.

3 Free replacement or repair is only applied to earphones, excluding any accessories or gifts.

4 Send inquiry to support@fii.com to get the related maintenance cost.

Note: The above guarantees start from the issue date of the sales invoice / receipt. FiiO warranty is just for your reference, while local sales agents have the right to determine the specific details. FiiO Company reserves the final interpretation and amendment for the above warranty terms.

Authenticity-Checking

- 1** Scratch off the coating to get a 20-bit security code.
- 2** Please open this link: <http://check.fii.net/>, and then enter your 20-bit security code and the captcha shown on the website. You will get the checking result after click the 'magnifying glass' icon.
- 3** Checking result:
 - A. The product you are checking is genuine. The product is manufactured by FiiO Company, thanks for choosing us.
 - B. The number you are checking does not exist. The product is not manufactured by FiiO Company.
 - C. The number has been checked. If this is the first time you enter the security code after scratched the coating personally, it means the product is not an authentic one.
 - D. The security code you input is less than 20 bits, please try it again.

Procedures of How to Get After-sales Service

- 1** Please contact local dealer first once you find problem with the product. If they refuse to give related after-sales service, please give feedback to FiiO Company by sending email to support@fii.com. We would handle it properly to ensure customer's satisfaction.
- 2** For repair maintenance, you are supposed to send the defective product to FiiO Company with freight paid. After it has been repaired, we will send the product back to you with freight paid by FiiO.
- 3** It is highly suggested to buy from local authorized sales agent to get better, faster before and after sales service.
- 4** Please do not maintain or dismantle the product on your own and keep it away from water.
- 5** In case of abnormal working or any further questions, please log in official website at the Support area to get related information or send email to support@fii.com to consult.

Contact Information for After-sales Service

FiiO Electronics Technology Co., Ltd.
 Address: 2/F, F Building, Hougang Industrial Zone, Shigang Village, Huangshi West Road, Baiyun District, GuangZhou, China.
 Postcode: 510430
 Web: www.fii.com
 Facebook: www.facebook.com/FIIAUDIO

WEEE Directive & Product Disposal



At the end of its serviceable life, this product should not be treated as household or general waste. It should be handed over to the applicable collection point for the recycling of electrical and electronic equipment, or returned to the supplier for disposal.

Internal/Supplied Batteries

This symbol on the battery indicates that the battery is to be collected separately. This battery is designed for separate collection at an appropriate collection point.