

PLATINUM
S E R I E S



"In developing Platinum we've created the definitive Monitor Audio loudspeaker. There is no finer expression of the dedication to sound quality, design and engineering that has driven our adventure and innovation for over three decades. We've proved once again that there is no preconception that cannot be challenged, no rule beyond question. By refining new materials and technologies, we're getting closer to perfection."

Dean Hartley
Technical Director



T e c h n i c a l E x p e r t i s e
I n n o v a t i o n
S u p e r i o r D e s i g n
P e r f o r m a n c e
P r i d e o f O w n e r s h i p

A U D I T I O N

Introducing genuinely esoteric yet affordable performance and quality, Monitor Audio's Platinum loudspeakers are engineered to achieve the most natural sound possible. In our quest for true fidelity, we've harnessed new materials, developed innovative new technologies, tested, refined and optimised every last design detail, and verified the science with plenty of good old-fashioned listening. Every component part is produced to exacting standards and each speaker is carefully hand-built by our small team of technicians. The Platinum Series represents the epitome of British design and quality, demonstrating Monitor Audio's devotion to music and film sound reproduction.





Craftsmanship and Quality

Each pair of Platinum loudspeakers is an original work of art. Monitor Audio's cabinet makers hand select uniquely matching sets of exotic natural wood veneer in Santos Rosewood or Ebony for every pair. The veneers are applied by hand after the cabinet is made to ensure that the grain match is precise and that no joints are visible. After meticulous inspection, no fewer than eleven layers of clear gloss piano lacquer are applied to enhance the exquisite grain definition and rich variety of colour within each veneer.

The front baffles are hand-upholstered using Strathspey leather supplied by Andrew Muirhead. Strathspey's natural leather is of the very highest quality and is associated with many respected British brands from the furniture, automotive and marine industries. It conveys a tactile sense of luxury which blends with the lustrous beauty of Platinum's lacquered veneer finishes to impart an immediate impression of excellence in any room, however lavish its décor.

Platinum promises a depth of beauty, quality and performance that will inspire an intense pride of ownership in lovers of music and design.





MONITOR AUDIO

T e c h n o l o g i e s

Ceramic-Coated Aluminium/Magnesium (C-CAM®)

Since 1972, Monitor Audio's near fanatical commitment to excellence and innovation has received global recognition and acclaim. When we launched our R352MD loudspeaker - the first model to incorporate a metal dome tweeter - it caused quite a stir. Until that time, most metal domes were single-metal types made from copper or titanium and virtually all sounded unconvincing. The R352 used an aluminium/magnesium alloy dome and sounded significantly better and smoother than all of its single-metal rivals. This radical design formed the blueprint for successive generations of our C-CAM metal domes.

All the radiating surfaces of the Platinum drivers are formed from C-CAM, a material originally developed by the aerospace industry for jet engine components. Its properties are ideal for loudspeaker cones: extremely rigid, yet light enough to yield high overall efficiency. In manufacture, aluminium/magnesium alloy undergoes stress-relieving processes to remove surface deformation and molecular weakness. Once formed, the alloy cone is subjected to a high temperature anodic coating process, in which a layer of pure ceramic alumina is deposited onto its surfaces to give a completely rigid exterior. Conventional cone materials are liable to flex or twist in operation, producing a significant level of audible distortion. C-CAM cones have a much higher resistance to bending stress and therefore exhibit much greater fidelity.






Platinum C-CAM high frequency ribbon transducer.

A pure ribbon tweeter is highly regarded in the world of high-end audio as being the best way to reproduce ultra-high frequencies and provide the most lifelike transient response. While this belief is well supported by fundamental physics, one listen will tell you that this driver is very special indeed.

Platinum's ribbon tweeter design uses an ultra-thin sandwich of C-CAM alloy suspended in a powerful transverse magnetic field of high energy NeFeB rare earth magnets. The ribbon serves as both voice coil and radiating diaphragm, with every part of the ribbon driven directly and simultaneously without energy storage. Having a mass of just 18mg, its diaphragm is able to start and stop in an instant, producing a transient response capable of defining the leading edge and natural harmonic resonance of complex musical sounds. Specified to reach ultra-high frequencies up to an elusive 100 kHz, Platinum's magical ribbon tweeter will reproduce with ease every last nuance and detail from vinyl, CD, DVD-A and SACD, together with the wider bandwidth of HD-DVD and Blu-ray.





Rigid Diaphragm Technology (RDT®) mid-range and bass drivers

Bass and mid-range driver cones use RDT, a unique technology developed specifically by Monitor Audio's engineers for the Platinum series of loudspeakers*. Designed to reduce mass and increase cone stiffness, RDT applies ultra-thin skins of C-CAM to a core of honeycomb Nomex®** material, creating a structure which is extremely light but incredibly rigid. At only 40µm thick, the C-CAM skins are half the thickness of a human hair, yet when bonded to the hexagonal honeycomb core they form an RDT cone, which is 150 times more rigid than a single layer of 200µm C-CAM alloy, but has a fraction of the overall mass. These properties allow the cone to operate as a lightning-fast piston for a clearer more natural sound. The cone's new concave geometry has been refined by FEA analysis to provide a smooth frequency response and eradicate break-up.

To optimise the performance of the RDT cone, Monitor Audio has developed motor systems in which a focused magnetic gap and copper eddy rings work together to produce a higher level of linearity and lower distortion than was previously possible. Magnet plates and poles are CNC machined to very precise standards, ensuring consistency.

The Platinum mid-range driver utilises an 'under hung' voice coil design to further optimise linearity and reduce distortion. High energy NeFeB rare earth magnets are used for high efficiency, and a large 2" (50mm) voice coil is specified to handle powerful dynamic impulses. Its RDT cone is driven directly by the voice coil to provide an extremely articulate mid-range response and seamless integration with the other drivers.

Platinum's bass drivers use long-throw voice coil windings for long excursions at high power levels, giving deeper, more controlled and potent bass. The larger 8" (200mm) drivers employ dual spider arrangements for extra stability. Their direct-drive RDT cones have no dust cap or joints to interfere with the driver response over the working band.

* PLW-15's driver is C-CAM only

** Nomex® is a registered trademark of E.I DuPont de Nemours and Company



© MONITOR AUDIO



Anti-Resonance Composite (ARC) baffles, plinths and mid-range driver housings

The front baffles, plinths and mid-range driver housings for the Platinum series of loudspeakers are cast from ARC material, a thermo-set polymer loaded with minerals to provide very inert, optimally-damped components. Refined for Platinum by Monitor Audio's engineers, this type of material is used for leading-edge automotive design and is ideal for acoustic applications where a high degree of structural rigidity and vibration damping is required. ARC material is cast to form a Tapered Line Enclosure (TLE) for Platinum's mid-range drivers. The TLE is designed to prevent the propagation of standing waves and modal resonances.

HiVe® II High Velocity reflex port

Platinum employs a new type of port technology, which uses a straight rifled design to accelerate air flow and reduce turbulence. HiVe II technology has the ability to move air in and out of the cabinet more quickly than a conventional port, bringing powerful bass and a superior transient response.



PLATINUM



TLE (Tapered Line Enclosure)



HiVe II (High Velocity reflex port)



ARC (Anti-Resonance Composite) Front Baffle



ARC (Anti-Resonance Composite) plinth

Cabinet construction

The cabinets are constructed from multiple layers of bonded MDF, forming an extremely rigid multi curved shell, hand finished in a choice of lustrous exotic wood veneer or piano black gloss. Internally, the sides are non-regular, preventing the formation of standing waves, which undermine the accuracy of the system. Monitor Audio has developed a unique 'pin-hole' bracing structure for the Platinum series, positioned to provide rigidity and integrity. Cabinet bracing is further enhanced by steel bolts that tie front and back panels to the 'pin-hole' brace and are tightened to a specific torque in order to tune out undesirable resonances. Bitumastic damping material is applied to all internal cabinet walls to produce a heightened level of resonance damping.

Every last detail

WBT* Platinum signature Binding Posts are considered to be of the highest quality available. Precision-machined and plated with pure platinum, they offer a very low contact resistance and the best possible reliability. Featuring accurate fine-pitch adjustment, the terminals are suitable for heavy duty cables with spade, 4mm plug or bare wire connections.

To provide a secure contact with the floor, adjustable spiked feet are used. Machined to the finest tolerances from high-grade alloy and anodised to the most exacting standards, the feet accept 'bullet' spikes of high-tensile steel, chrome-plated to a mirror finish. For hard or solid wood flooring, a non-slip rubber pad is integrated with the foot design.

* WBT Trademark of WBT GmbH, Germany





MONITOR AUDIO

ELECTROSONIC LTD



MONITOR AUDIO

PLATINUM
PL304

MONITOR AUDIO

MONITOR AUDIO



PL100

A compact two-way loudspeaker featuring one 6.5" (165mm) RDT bass-mid driver and C-CAM ribbon transducer. The PL100 has the superior bass definition and detailed mid-range response of the most accurate studio monitors; and its ability to generate the deepest bass frequencies will redefine expectations of a small speaker. A rigid cabinet construction, proprietary bracing techniques and advanced damping technologies combine to provide the optimum environment for its ultra-low distortion drivers. The PL100's C-CAM ribbon tweeter extends way beyond the auditory threshold to reveal the ultra-high harmonic frequencies that are part of the natural spectrum of sound. Consistency of phase is secured by the lightning-fast RDT bass driver, which reproduces the power and scale of dramatic passages with a breathtaking fidelity.

The PL100 is a wideband speaker capable of expressing the entire micro-dynamic texture of every performance, drawing a rich, natural radiance from the most demanding of music and film scores. Optional, dedicated floor stands are available, which can be bolted directly to the PL100 cabinet for increased stability and performance. The PL100 stand allows for an increased level of tilt to facilitate set up and positioning.



P L 2 0 0

The latest addition to Monitor Audio's flagship Platinum range is a compact version of the universally acclaimed PL300 loudspeaker, designed for an even broader range of environments. In a skilful re-sizing of the PL300 (the PL200 occupies approximately 1/3 the volume of the PL300), Monitor Audio's engineers have taken great care to preserve all the sonic virtues and design excellence of the larger speaker. By utilising a re-scaled 6.5" version of the Platinum 8" bass driver and by re-configuring the Platinum mid-range Tapered Line Enclosure (TLE®) to align co-axially with the PL200's HiVe®II bass reflex port, they have endowed the smaller PL200 with the spiritual essence of its universally admired range-mate. Just how successful Dean Hartley and his team have been in this endeavour can be measured by the near parity of PL200 and PL300 performance specifications, despite the new design's significant re-scaling.

For all the practical advantages conferred by the smaller enclosure, the PL200 surrenders only a little bass extension to the PL300 and cannot quite match SPL and power handling. In other performance parameters the PL200 and PL300 are comparable, proving that within the new PL200 design there is little compromise.

Standing at just under a metre in height (99.8cm x 25.5cm W x 28.5cm D), the compact three-way PL200 speaker features dual 6.5" RDT® bass drivers, a single 4" RDT® mid-range driver and Monitor Audio's proprietary and superlative Platinum C-CAM® ribbon transducer. As with other Platinum speakers, the PL200's innovatively shaped and braced cabinet is finished in a choice of exotic lacquered Santos Rosewood and Ebony natural wood veneers, and in a rich piano black lacquer. The front baffle is upholstered in high quality leather.




PL300

Standing at nearly 1.2m tall, the PL300 is a majestic three-way floor standing loudspeaker comprising two 8" (200mm) RDT bass drivers, one 4" (100mm) RDT mid-range driver and a C-CAM high frequency ribbon transducer. It possesses the ability to generate the power and scale required to fill a larger room with awe-inspiring sound. Jaw-dropping dynamics, combined with supreme agility give the PL300 the power to paint the widest and most luminous of sonic pictures. Through the application of advanced technologies, the sound is neutral, lifelike and totally refined. With a range from 28Hz to 100kHz, the PL300 is a true wide bandwidth speaker system which is unrivalled in its class. Between 550Hz and 4kHz, the PL300's ultra-light and rigid RDT mid-range driver operates with lightning-fast precision to provide an utterly lucid transient response, aided by its dedicated, proprietary Tapered Line Enclosure (TLE). Precision cast

from ARC material, the TLE provides a very inert chamber, whose shape is designed to prevent the formation of standing waves. Rubber isolation materials decouple the chamber from the surrounding cabinet to inhibit the release of residual energy. Below the mid-range transducer, the PL300's twin RDT bass drivers are engineered for long excursions with extremely low signal distortion. Even at high power levels the PL300 will remain free from any signs of distortion or fatigue to deliver a sound of immense potency and integrity. Further evidence of Platinum's no compromise design philosophy is revealed by the 'outboard' location of the PL300's crossover, which is mounted in the cast ARC plinth to eliminate magnetic interference and provide acoustic de-coupling from the speaker itself. The ARC plinth also houses the bi-wire WBT terminals and offers convenient floor level access.





PLC 150

Whilst the PLC350 provides a totally 'no compromise' solution for use as a high-end centre speaker. However, we understand there are applications where the physical size of the PLC350 cabinet is beyond the space constraints imposed by some smaller home theatre installations. The challenge for Monitor Audio's design team was to achieve the performance criteria of a high-end centre channel speaker whilst reducing the overall physical dimensions to a more realistic level. PLC150 is smaller centre speaker designed to complement a high-end theatre system, based around the PL100. The 2 ½ way, three driver configuration utilises similar drivers to the PL100 and is voiced to compliment the whole range. The PLC150 has the ability to reproduce frequencies from below 45Hz to 100 KHz, making it more than capable of coping with the extreme requirements of dialogue from HD movie formats. The PLC150 is voiced to have a natural, 'un boxy' character which not only complements the PL100, but will also match the PL300 where space constraints force a compromise.





P L C 3 5 0

PLC350 is a substantial three-way, four driver centre channel speaker with the same driver complement as the PL300. Armed with the drivers and technologies of the Platinum series, the PLC350 is able to illuminate frequencies from 32Hz to 100 kHz - arguably the widest bandwidth of any centre speaker available. A purely neutral tonal balance in concert with vanishingly low distortion and cabinet colouration make it perfect for reproducing crystal clear dialogue. Furthermore, given that at least sixty per cent of the information generated by a home theatre system is reproduced by the centre channel speaker, the value of having as accomplished a design as the PLC350 in the role cannot be exaggerated. For a seamless transition of audio within the front soundstage of a Platinum home theatre system, the PLC350's tonal character and performance matches perfectly with that of the PL300, to generate a truly immersive, dynamic and enriching multichannel experience. A dedicated two pillar stand for the PLC350 is available to provide straight or tilted positioning for optimum set up.



PLW - 15

Underpinning the drama and scintillating musical vitality of a Platinum multichannel speaker system is the PLW-15, a range-matching sub-bass engine endowed with all the quality, virtuosity and excellence that defines the marque. Capable of releasing the deepest frequencies recorded on disc, the PLW-15 will drive performances of music and film with an utterly breathtaking authority. Its 15" (381mm) long-throw C-CAM driver is triple-suspended in a rigid die-cast alloy chassis. A massive double-stack magnet motor system with a 4" (101.6mm) voice coil provides the ultimate linearity and control required to reproduce the clean seismic 16Hz tones that you feel more than you hear. Powered by the staggering continuous force of 1000 watts from the onboard Class D amplifier, the driver has the speed and integrity to complement the performance of its range counterparts, creating the foundation for a seamless wideband sound field, rich in natural dynamism, texture and tonality. With


the convenience of remote control, the PLW-15's subterranean potency can be fine-tuned to the loudspeaker system using sophisticated digital filters, and to room acoustics with a range of advanced DSP adjustments, including a ten band parametric EQ and no fewer than four preset EQ positions. Its response can be optimised to meet the specific demands of music and film sound through individual input settings.


The PLW-15's talent for room-matching is also expressed by the lustre of its beautifully compact curvaceous cabinet, resplendent in a choice of Platinum veneers and radially braced and damped to enhance structural integrity.

Blending power and finesse with superb aesthetics, the PLW-15 introduces a sensational new dimension to the experience of sound in the home, which celebrates the raw energy and compelling quality of genuinely deep bass.




MODEL	PL100
Frequency Response	42Hz - 100kHz
Sensitivity (1W@1m). dB	88
Nominal Impedance. Ohms	4
Maximum S.P.L dBA (per pair)	112.6
Power Handling (RMS) Watts	120
Recommended Amplifier Requirements (RMS) Watts	50-120
Bass Alignment	Ported. HiVe® II technology
Mid/ H.F Crossover Frequency	2800Hz
Bass Low Pass Crossover Frequency	N/A
Drive Unit Complement	1 x 6.5" RDT® Bass/mid-range driver 1 x C-CAM® high frequency ribbon transducer
External Dimensions - Excluding Stand	Height: 370mm (14 9/16 inches) Width: 225mm (8 7/8 inches) Depth: 285mm (11 1/4 inches)
Weight (each)	13 Kg (28.6lbs)
Stand External Dimensions	Height: 615mm (24 3/16 inches) Width: 340mm (13 3/8 inches) Depth: 365mm (14 3/8 inches)
Finishes Available	1. Santos Rosewood veneer with clear gloss piano lacquer 2. Ebony veneer with clear gloss piano lacquer 3. Piano black gloss All cabinet finishes have hand-upholstered front baffles in Black premium grade leather.




 GENUINE LEATHER




MODEL	PL200
Frequency Response	35Hz - 100kHz
Sensitivity (1W@1m). dB	90
Nominal Impedance. Ohms	4
Maximum S.P.L dBA (per pair)	117.8
Power Handling (RMS) Watts	250
Recommended Amplifier Requirements (RMS) Watts	100-250
Bass Alignment	Twin Ported HiVe® II technology Sealed Mid-range TLE®
Mid/ H.F Crossover Frequency	3600Hz
Bass Low Pass Crossover Frequency	600Hz
Drive Unit Complement	2 x 6.5" long-throw RDT® bass drivers 1 x 4" RDT® mid-range driver 1 x C-CAM® high frequency ribbon transducer
External Dimensions – Including Fixed Plinth & Feet	Height: 998 mm (39 inches) Width: 255 mm (10 inches) Depth: 285 mm (11 1/4 inches)
Weight (each) Including Plinth	33 Kg (72.7 lbs)
Finishes Available	<ol style="list-style-type: none"> 1. Santos Rosewood veneer with clear gloss piano lacquer 2. Ebony veneer with clear gloss piano lacquer 3. Piano black gloss <p>All cabinet finishes have hand-upholstered front baffles in Black premium grade leather.</p>




 GENUINE LEATHER




MODEL	PL300
Frequency Response	28Hz - 100kHz
Sensitivity (1W@1m). dB	90
Nominal Impedance. Ohms	4
Maximum S.P.L dBA (per pair)	118.6
Power Handling (RMS) Watts	300
Recommended Amplifier Requirements (RMS) Watts	100-300
Bass Alignment	Twin Ported HiVe® II technology Sealed Mid-range TLE®
Mid/ H.F Crossover Frequency	4000Hz
Bass Low Pass Crossover Frequency	550Hz
Drive Unit Complement	2 x 8" long-throw RDT® bass drivers 1 x 4" RDT® mid-range driver 1 x C-CAM® high frequency ribbon transducer
External Dimensions – Including Fixed Plinth & Feet	Height: 1113mm (43 13/16 inches) Width: 410mm (16 1/8 inches) Depth: 470 mm (18 1/2 inches)
Weight (each) Including Plinth	43.8 Kg (96.4 lbs)
Finishes Available	1. Santos Rosewood veneer with clear gloss piano lacquer 2. Ebony veneer with clear gloss piano lacquer 3. Piano black gloss All cabinet finishes have hand-upholstered front baffles in Black premium grade leather.




 GENUINE LEATHER




MODEL	PLC150
Frequency Response	45Hz- 100kHz
Sensitivity (1W@1m). dB	89
Nominal Impedance. Ohms	4
Maximum S.P.L dBA (each)	112.8
Power Handling (RMS) Watts	200
Recommended Amplifier Requirements (RMS) Watts	60-200
Bass Alignment	Rear Ported HiVe®II technology
Mid/ H.F Crossover Frequency	1800Hz
Bass Low Pass Crossover Frequency	250Hz
Drive Unit Complement	2 x 6.5" RDT® bass/mid-range driver 1 x C-CAM® high frequency ribbon transducer
External Dimensions - Excluding Stand	Width: 583mm (22 15/16 inches) Height: 225mm (8 7/8 inches) Depth: 291.2mm (11 7/16 inches)
Weight	19Kg (41.8lbs)
Stand External Dimensions – Including Plinth & Feet	Width: 610mm (24 inches) Height: 335mm (13 13/16 inches) Depth: 463mm (18 1/4 inches)
Finishes Available	1. Santos Rosewood veneer with clear gloss piano lacquer 2. Ebony veneer with clear gloss piano lacquer 3. Piano black gloss All cabinet finishes have hand-upholstered front baffles in Black premium grade leather.




 GENUINE LEATHER




MODEL	PLC350
Frequency Response	32Hz- 100kHz
Sensitivity (1W@1m). dB	90
Nominal Impedance. Ohms	4
Maximum S.P.L dBA (each)	117.8
Power Handling (RMS) Watts	250
Recommended Amplifier Requirements (RMS) Watts	100-250
Bass Alignment	Twin Ported HiVe®II technology Sealed Mid-range TLE®
Mid/ H.F Crossover Frequency	4000Hz
Bass Low Pass Crossover Frequency	550Hz
Drive Unit Complement	2 x 8" long-throw RDT® bass drivers 1 x 4" RDT® mid-range driver 1 x C-CAM® high frequency ribbon transducer
External Dimensions - Excluding Stand	Width: 800mm (31 1/2 inches) Height: 288mm (11 5/16 inches) Depth: 368mm (14 1/2 inches)
Weight	33.5 Kg (73.8 lbs)
Stand External Dimensions – Including Plinth & Feet	Width: 610mm (24 inches) Height: 335mm (13 13/16 inches) Depth: 463mm (18 1/4 inches)
Finishes Available	1. Santos Rosewood veneer with clear gloss piano lacquer 2. Ebony veneer with clear gloss piano lacquer 3. Piano black gloss All cabinet finishes have hand-upholstered front baffles in Black premium grade leather.



 GENUINE LEATHER



MODEL	PLW-15
Amplifier Output	1000 watts (RMS) 2000 watts (Peak)
Frequency Response	16Hz to 40/160Hz variable.
Crossover (Low Pass)	40Hz - 160Hz Variable slope characteristic from 12 – 36dB/Octave
Sub-Sonic Filter (High Pass)	16Hz - 31Hz
EQ	4 x Presets 1 x User Setting
Equalisation	Graphic 9 Band Equaliser. \pm 6dB in 0.5dB steps
Volume Level	-80 – 0dB (1dB Increments from 0 to -30dB & 2dB Increments from -31 to - 80dB)
Auto Sensing Input Requirements	Line Level >5mV (RMS) Variable delay time; 5, 10, 15, 20, 25 & 30 Minutes.
Variable Phase Control	0, 45, 90, 135, 180, 225, 270 & 315°
Internal Memory	3 Independent memory locations.
Cabinet Specification	Sealed Cabinet with 25mm thick M.D.F construction with critical internal bracing
Amplifier Classification	Class- D amplifier, with DSP control
Driver Complement:	1 x 15" C-CAM® long throw sub-woofer driver featuring triple suspension and 4" long throw voice coil
External Dimensions - Excluding Plinth.	Width: 485mm (19 inches) Height: 455mm (18 Inches) Depth: 475mm (18 3/4 Inches)
Weight (each)	50 Kg (110 lbs)
Mains input Voltage	100 - 240 Vac 50 / 60Hz (Factory Set)
Trigger Input	3.5mm Jack input, +12Vdc = On State
Finishes Available	1. Santos Rosewood veneer with clear gloss piano lacquer 2. Ebony veneer with clear gloss piano lacquer 3. Piano black gloss





Monitor Audio Ltd
24 Brook Road, Rayleigh
Essex, SS6 7XJ
England
Tel: + 44 (0)1268 740580
Fax: + 44 (0)1268 740589
Email: info@monitoraudio.co.uk

monitoraudio.co.uk
Designed in the United Kingdom