

USER MANUAL



**Klipsch**<sup>®</sup>  
REFERENCE™  
WIRELESS

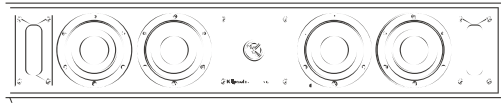


REFERENCE WIRELESS

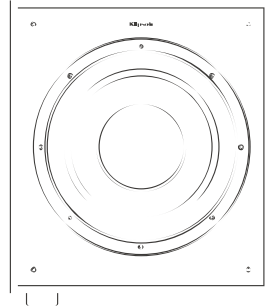
---



RW-51M



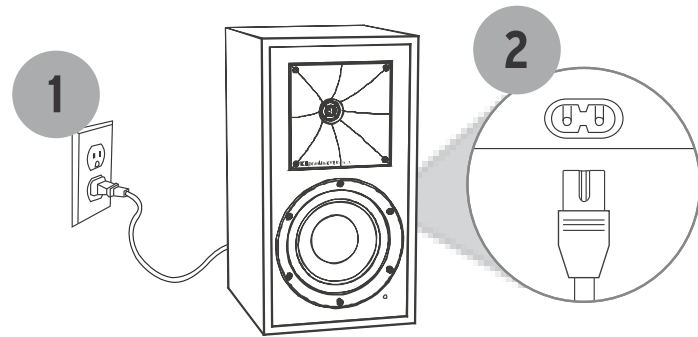
RW-34C



RW-100SW

# SETUP

INSTALLATION • CONFIGURACIÓN • INSTALLATION • APPONTAMENTO • INSTALAÇÃO • 設置 • التركيب



## REPEAT FOR EVERY SPEAKER

REPÉTEZ POUR CHAQUE HAUT-PARLEUR  
REPETIR PARA CADA ALTAVOZ  
REPETIR PARA CADA CAIXA ACÚSTICA  
REPETERE PER OGNI ALTOPARLANTE  
REPETERE PARA CADA CAIXA ACÚSTICA  
对于每只音箱，都重复此步骤。  
كرر لكل مكبرات الصوت

<b>LED SOLID = CONNECTED</b> DEL CONTINUE = CONNECTÉ INDICADOR LED FLJO = CONECTADO LED DAUERHAFT = VERBUNDEN LED ACCESSO A LUCE FISSA = COLLEGATO LED ACESSO = CONECTADO LED 常亮 = 已连接 مؤشر LED ثابت = متصل	<b>LED FLASHING = NOT CONNECTED</b> DEL CLIGNOTE = NON CONNECTÉ INDICADOR LED DESTELLANDO = NO CONECTADO LED BLINKT = NICHT VERBUNDEN LED LAMPEGGIANTE = NON COLLEGATO LED INTERMITENTE = NÃO CONECTADO LED 闪烁 = 未连接 مؤشر LED وامض = غير متصل	<b>LED OFF = WISA Hub / Link OFF</b> DEL ÉTEINTE = WISA Hub / Link DÉSACTIVÉ INDICADOR LED APAGADO = WISA Hub / Link APAGADO LED AUS = WISA Hub / Link AUS LED SPENTO = WISA Hub / Link DISATTIVATO LED APAGADO = WISA Hub / Link DESLIGADO LED 关闭 = WISA Hub / Link 关闭 مؤشر LED مطفأ = مركز التحكم عالي النقة متوقف عن التشغيل
--	--	--

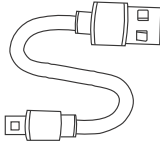
3



WiSA Link



Micro USB



USB

4



FOLLOW ON-SCREEN INSTRUCTIONS

SUIVRE LES INSTRUCTIONS SUR L'ÉCRAN  
SIGA LAS INSTRUCCIONES EN PANTALLA  
BILDSCHIRMANWEISUNGEN BEFOLGEN  
SEGUIRE LE ISTRUZIONI SULLO SCHERMO  
SIGA AS INSTRUÇÕES EXIBIDAS NA TELA  
按照屏幕上的说明操作。  
اتبع التعليمات التي تظهر على الشاشة

OR - OU - O - ODER - O - OU - 要么 - ار

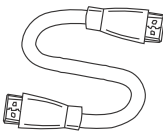
3



WiSA Hub



HDMI OUT/TV



HDMI

4

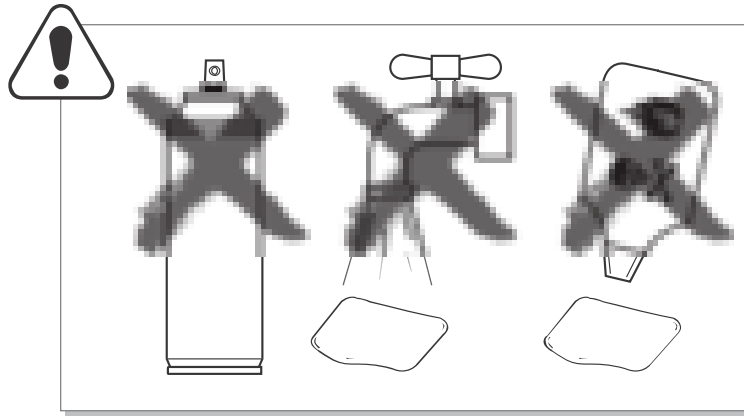
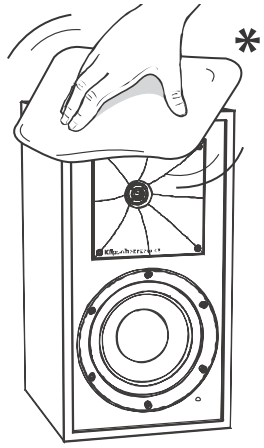


FOLLOW ON-SCREEN INSTRUCTIONS

SUIVRE LES INSTRUCTIONS SUR L'ÉCRAN  
SIGA LAS INSTRUCCIONES EN PANTALLA  
BILDSCHIRMANWEISUNGEN BEFOLGEN  
SEGUIRE LE ISTRUZIONI SULLO SCHERMO  
SIGA AS INSTRUÇÕES EXIBIDAS NA TELA  
按照屏幕上的说明操作。  
اتبع التعليمات التي تظهر على الشاشة

## CARE AND CLEANING

ENTRETIEN ET NETTOYAGE • CUIDADO Y LIMPIEZA • PFLERGE UND REINIGUNG • CURA E PULIZIA • CUIDADOS E LIMPEZA • 保养与清洁 • العناية والتنظيف



### \* USE MICROFIBER CLOTHS ONLY

\*Utilisez des chiffons en microfibres seulement \*Use solamente paños de microfibra \*Nur Mikrofasertücher verwenden \*Usare solo panni in microfibra \*Use somente tecidos de microfibra \*仅限使用超细纤维布 \*استخدم قطع قماش من الألياف المايكروفايبر فقط



For more in-depth information  
and troubleshooting instructions visit  
[KLIPSCH.COM/SUPPORT/REFERENCE-WIRELESS](https://www.klipsch.com/support/reference-wireless)

Pour plus d'informations et des instructions de dépannage détaillées, consultez  
[klipsch.com/support/reference-wireless](https://www.klipsch.com/support/reference-wireless)

Hay información más detallada e instrucciones de detección y reparación de averías en  
[klipsch.com/support/reference-wireless](https://www.klipsch.com/support/reference-wireless)

Detalliertere Anweisungen und Hinweise zur Problembehebung finden Sie unter  
[klipsch.com/support/reference-wireless](https://www.klipsch.com/support/reference-wireless)

Per informazioni più dettagliate e istruzioni per la soluzione dei problemi, visitare  
[klipsch.com/support/reference-wireless](https://www.klipsch.com/support/reference-wireless)

Para obter informações mais detalhadas e instruções para solucionar problemas, visite o  
[klipsch.com/support/reference-wireless](https://www.klipsch.com/support/reference-wireless)

欲了解更详细的信息和故障排除说明，请访问  
[klipsch.com/support/reference-wireless](https://www.klipsch.com/support/reference-wireless)。

لمزيد من المعلومات المستفيضة وتعليمات تجرى الخلل وإصلاحه، نفضل بزيارة  
[klipsch.com/support/reference-wireless](https://www.klipsch.com/support/reference-wireless)



# Klipsch®

KEEPERS OF THE SOUND®

3502 WOODVIEW TRACE, INDIANAPOLIS, IN, USA

[KLIPSCH.COM](http://KLIPSCH.COM)

V01 - 010319



KLIPSCH CORPORATE OFFICE: 3502 WOODVIEW TRACE, INDIANAPOLIS, IN, USA 46268-7014 A WHOLLY-OWNED SUBSIDIARY OF VOXX INTERNATIONAL CORPORATION [KLIPSCH.COM](http://KLIPSCH.COM) 1-800-KLIPSCH ©2018 KLIPSCH GROUP, INC. ALL RIGHTS RESERVED. KLIPSCH AND KEEPERS OF THE SOUND ARE REGISTERED TRADEMARKS OF KLIPSCH GROUP, INC. IN THE USA AND OTHER COUNTRIES. ENGINEERED BY KLIPSCH GROUP, INC., USA. MADE IN CHINA. KLIPSCH GROUP EUROPE B.V. KAPTEYNSTRAAT 1, 2201 BB MOORDRIJK, THE NETHERLANDS.